
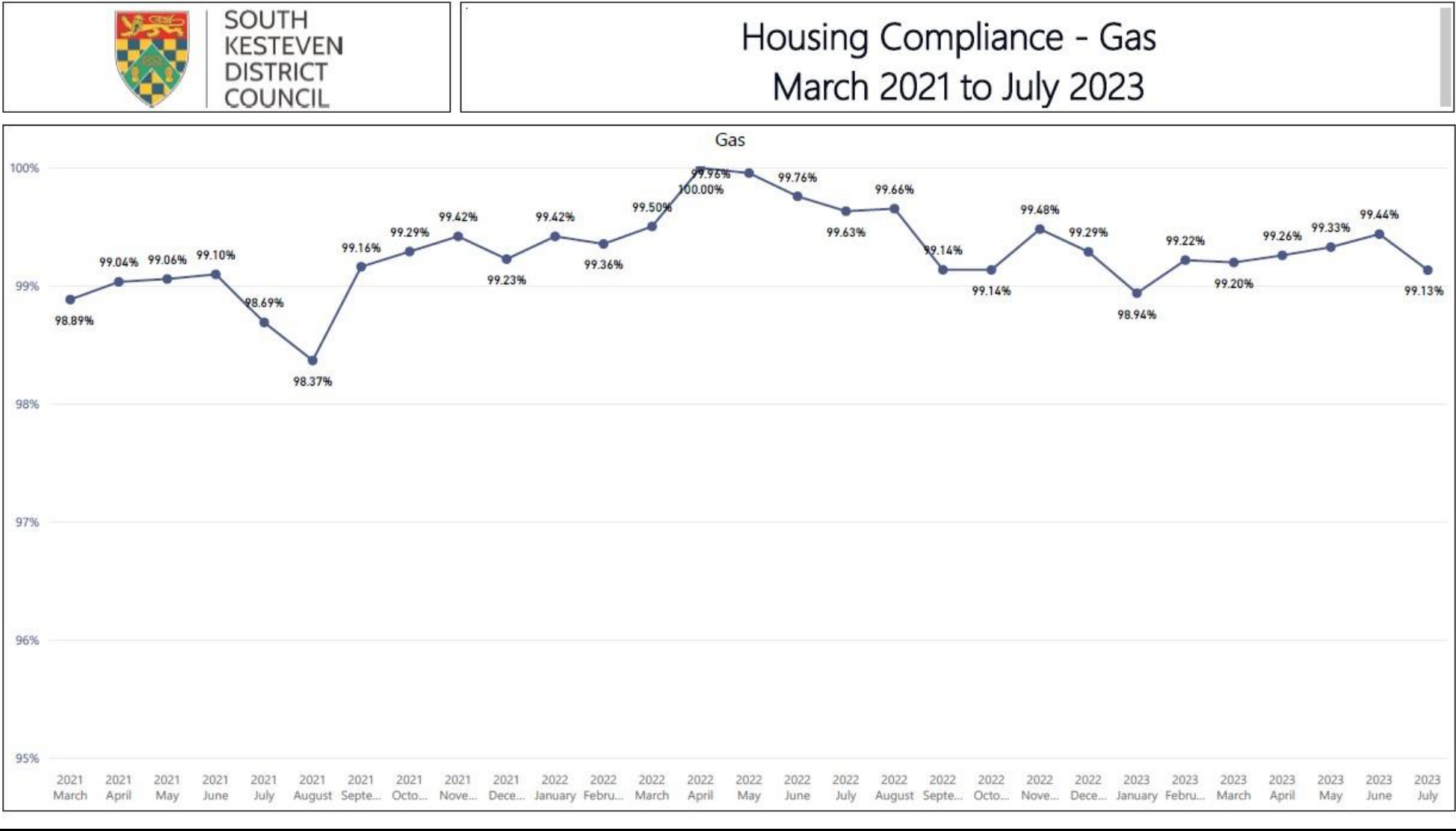


### Compliance Areas – Direction of Travel

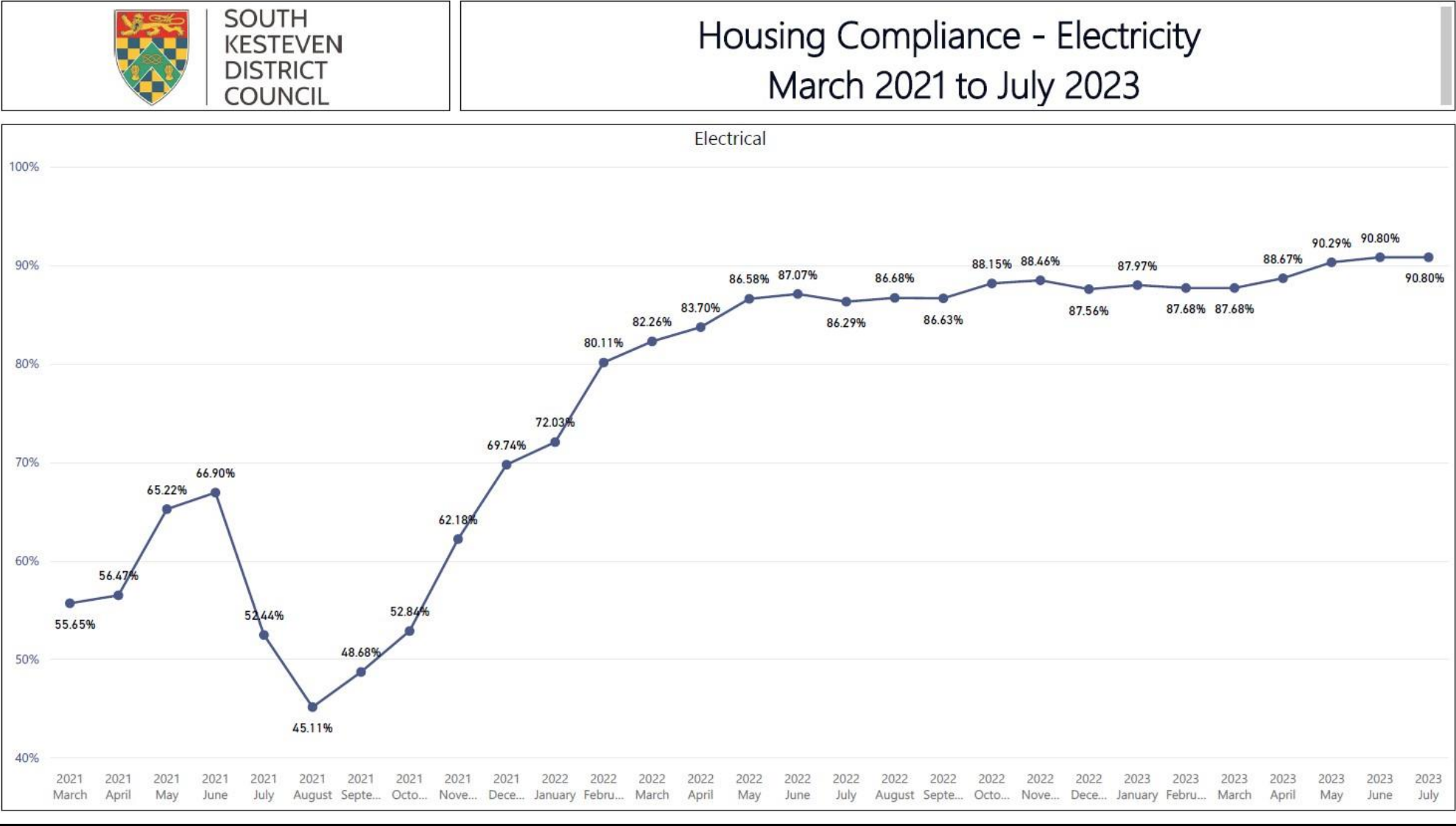
Area	Start of Notice Compliance - April 2021	Current Compliance – September 2023	Direction of Travel	Percentage of Change	Commentary
Legionella	100%	100%	▬	N/A	Sustained performance, only downturn was March 2022 and January 2023 due to additions of locations and re-inspection schedule impacted by sickness.
Gas	98.89%	99.25%	↑	0.36%	Continued performance with enhanced understanding and embedding of consistent process
Electrical	55.65%	91.43%	↑	35.78%	Sustained upward trend. Work continues to gain access to properties.
Asbestos (reinspections)	70.04%	100%	↑	29.96%	Improvement since notice with explainable variations due to alignment and inclusion of presumed sites to inspection regime.
Fire Risk Assessments	5.78%	100%	↑	94.22%	Significant sustained improvement. No high-risk actions outstanding and work continues on blocks to improve fire safety.
Lift inspections	100%	92.31%	↓	(7.69%)	During the reporting period, one lift was awaiting a LOLER inspection which could not be completed before a repair was made. This is now complete.
Smoke & CO	92% (Sept 2022)	100%	↑	8%	Continued upward trend in completion following inclusion of reporting from September 2022

## Appendix 1

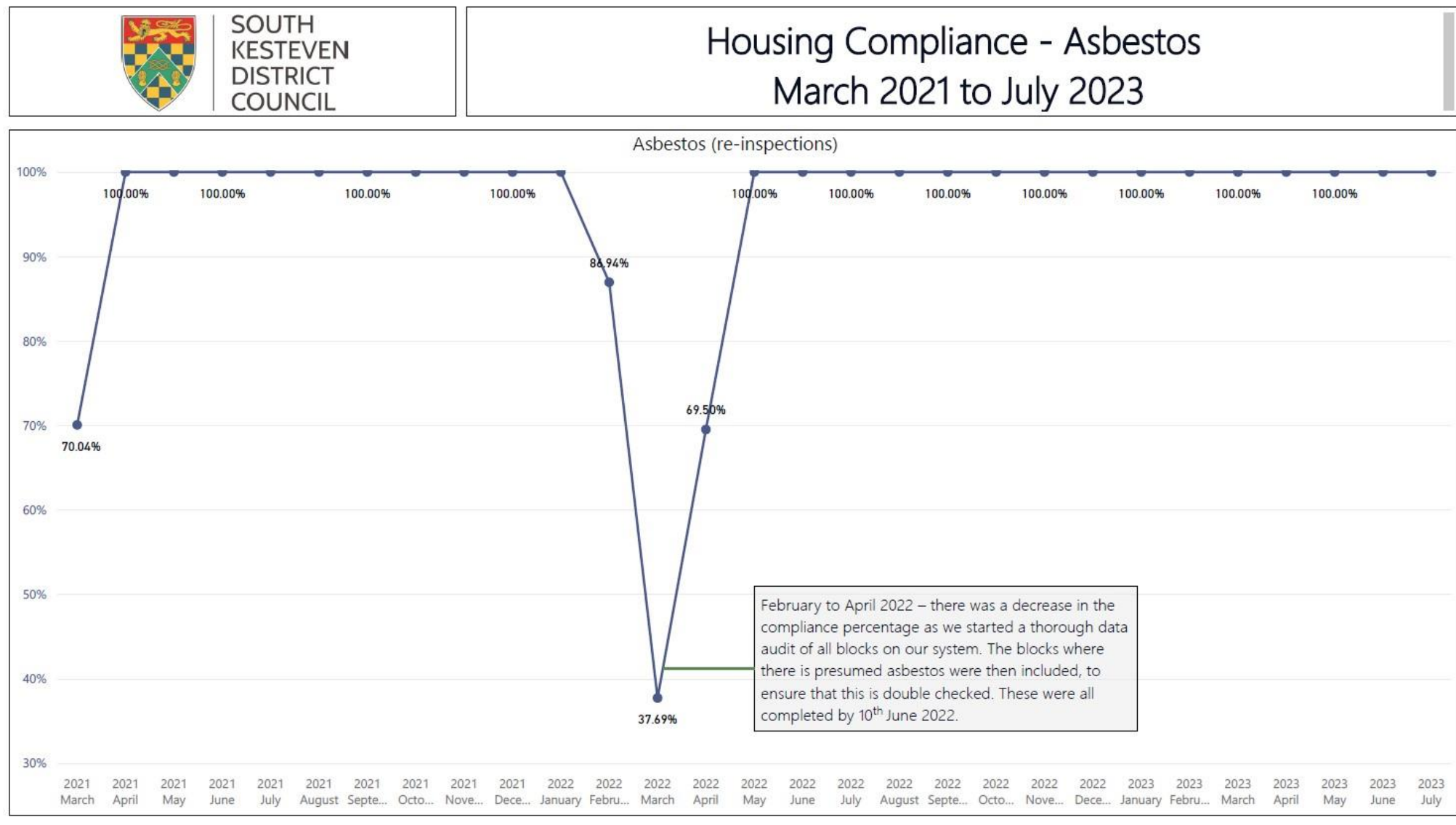
Damp & Mould	99.42% (Nov 2022)	99.78%		0.36%	Upward trend since inclusion of measure in November 2022 aided by recent stock condition data
--------------	----------------------	--------	--	-------	---



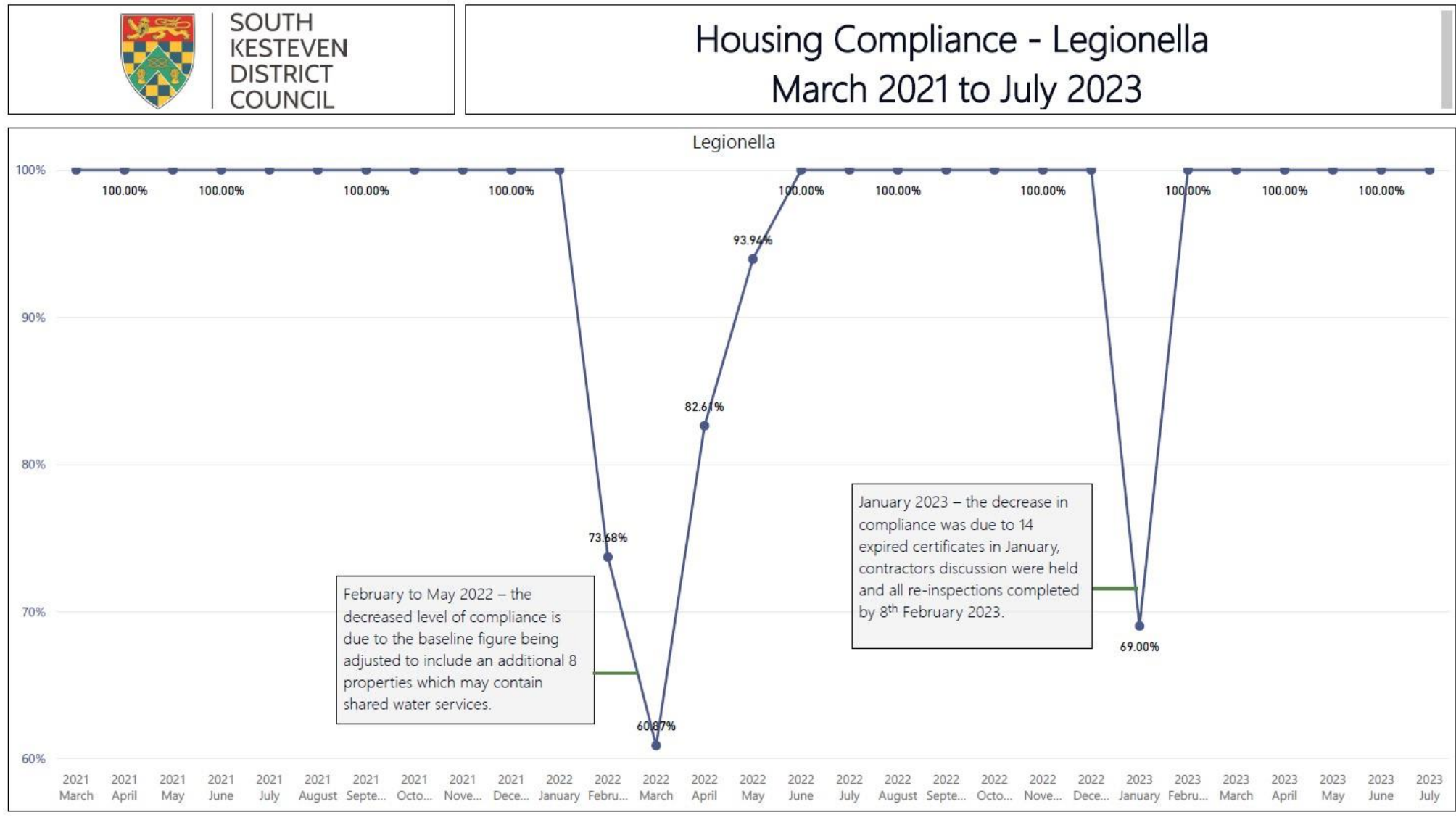
3



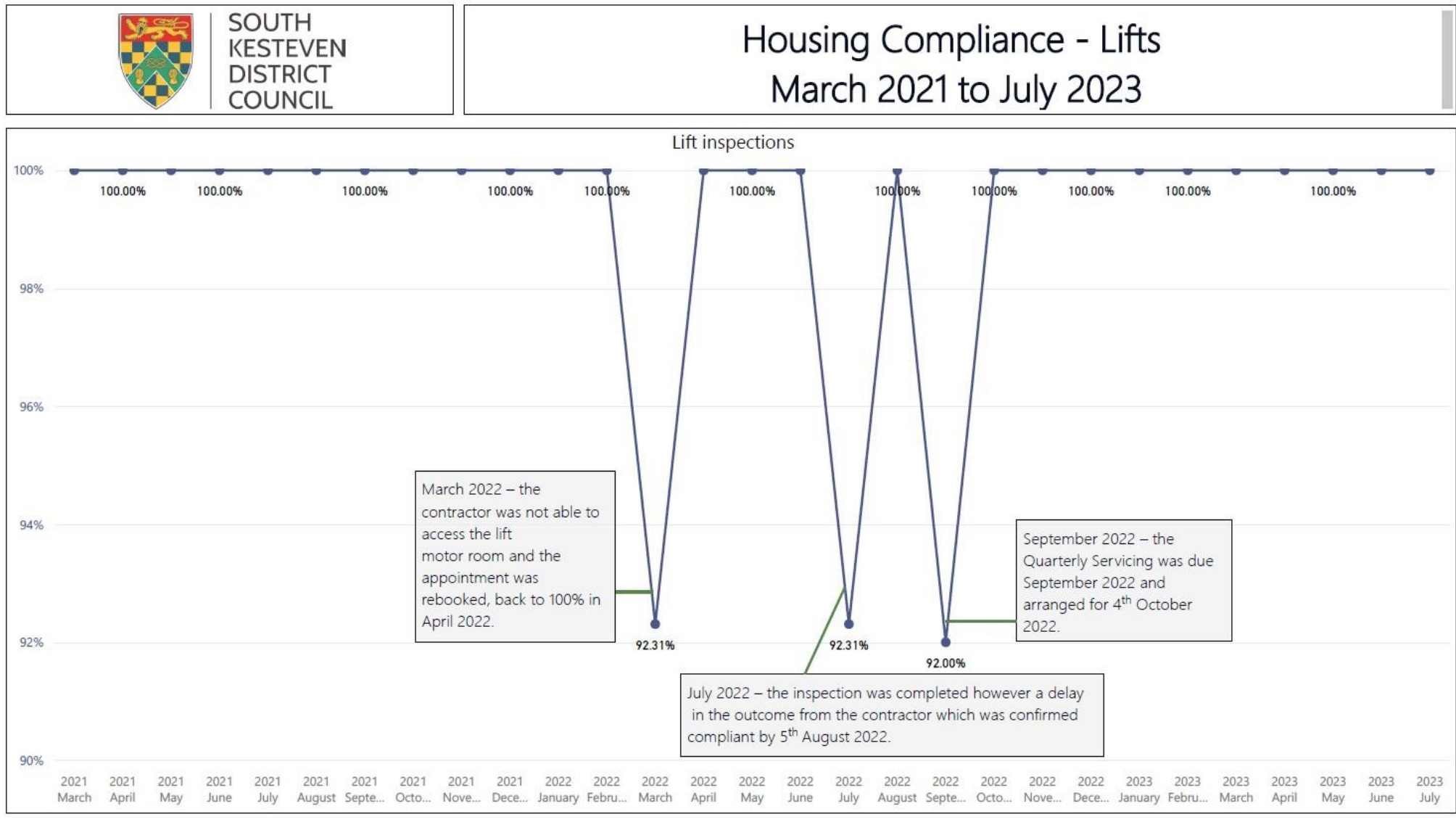
4

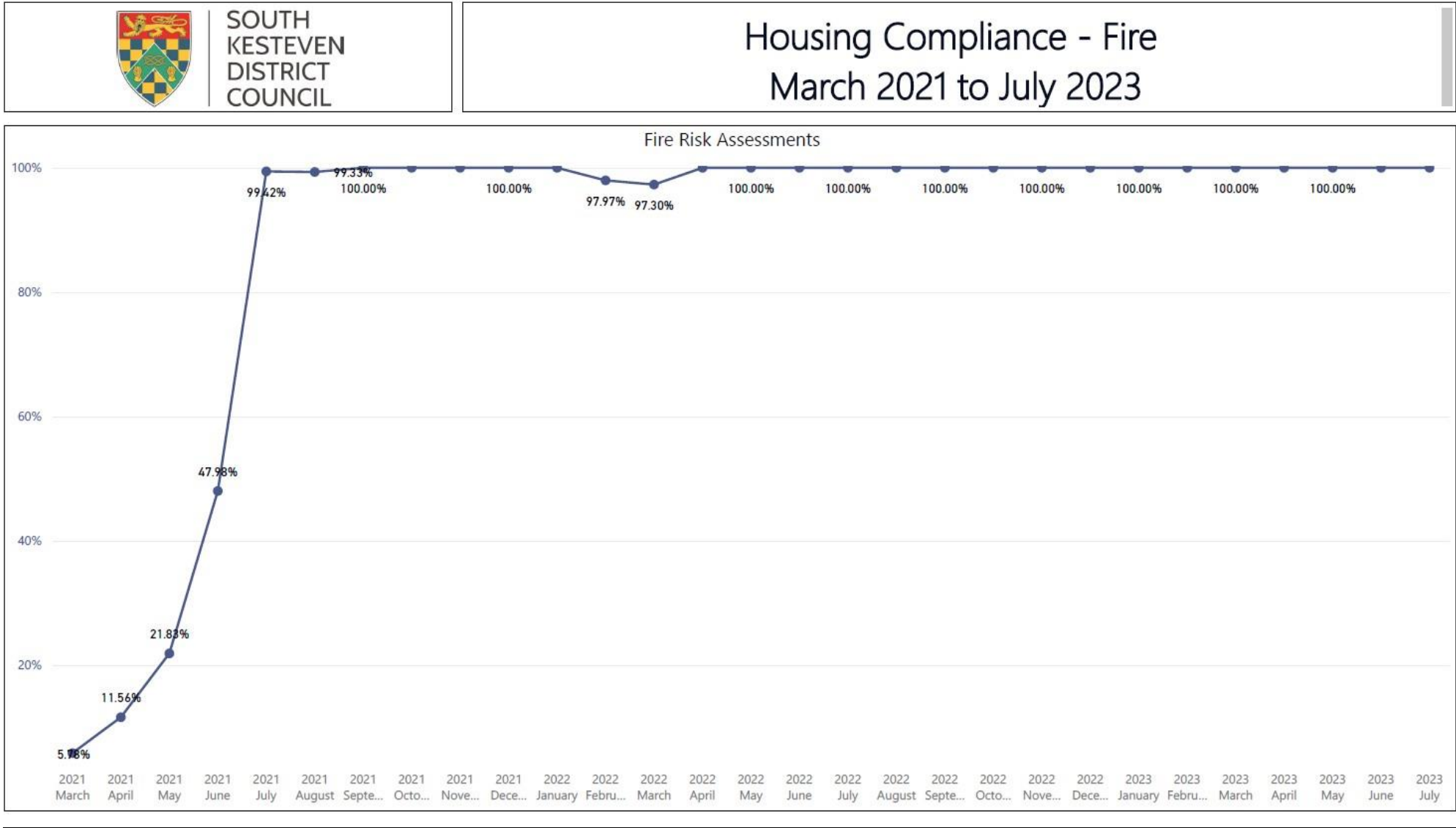


5

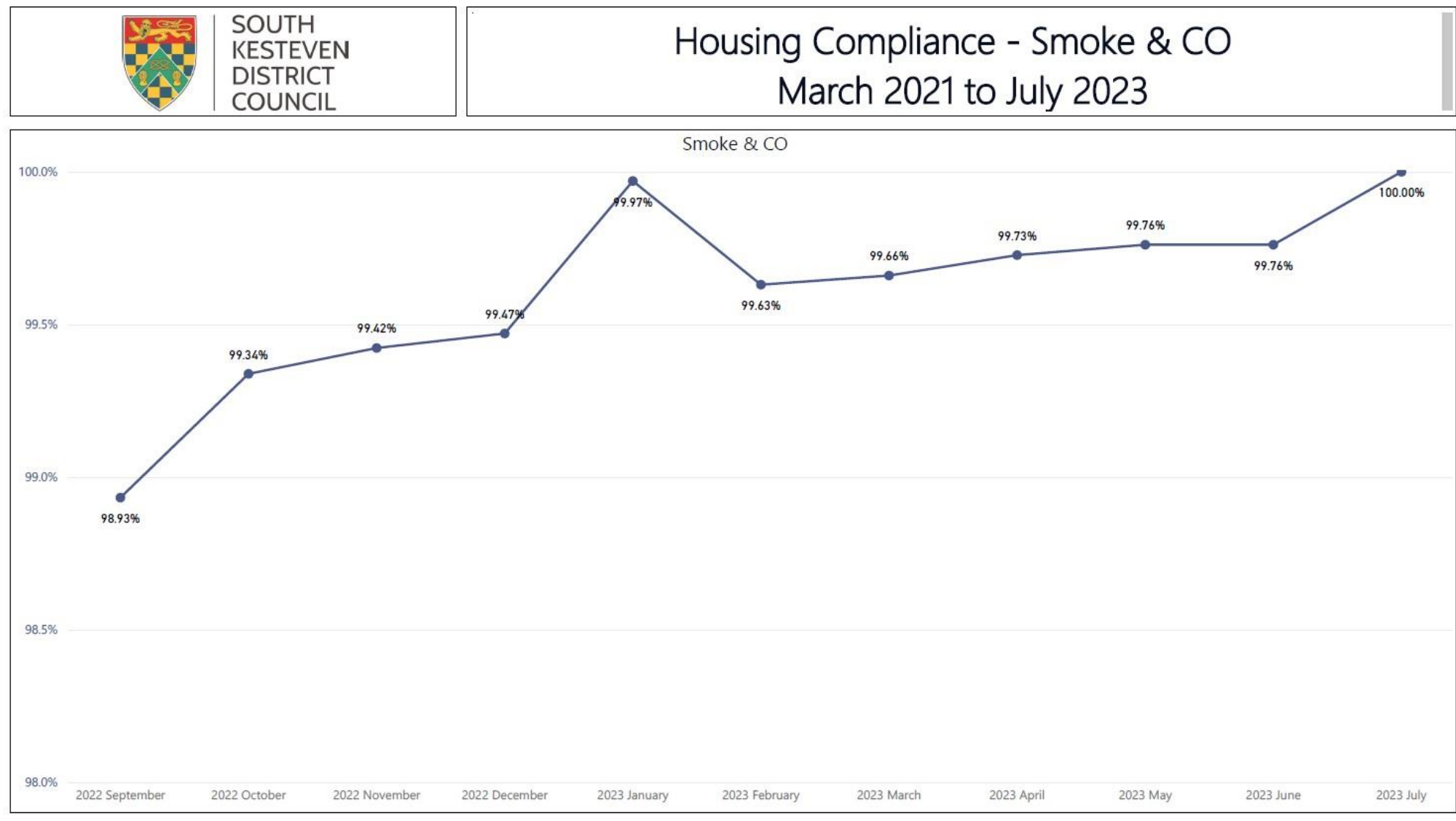


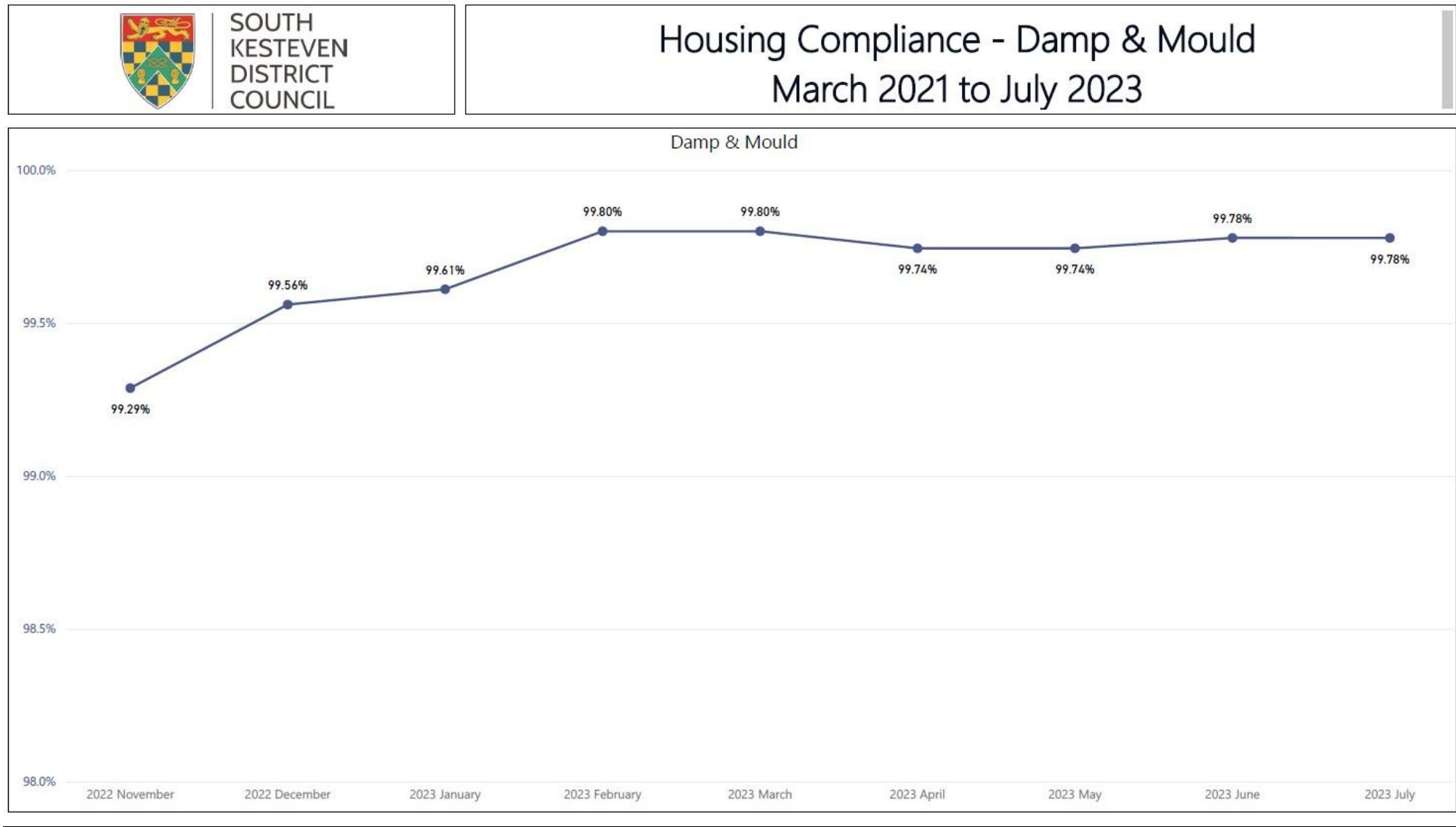
6











## Appendix 1

	Mar-21	21.03.21			16.04.21			20.05.21				18.06.21			
	Baseline number required (properties/blocks)	Compliant	Non Compliant	% Compliant	Compliant	Non Compliant	% Compliant	Baseline number	Compliant	Non Compliant	% Compliant	Baseline number	Compliant	Non Compliant	% Compliant
Legionella	444	444	0	100.00%	444	0	100.00%	444	0	0	100.00%	444	444	0	100.00%
Gas	4666	4614	52	98.89%	4621	45	99.04%	4663	4619	44	99.06%	4663	4621	42	99.10%
Electrical	6526	3632	2894	55.65%	3685	2841	56.47%	6526	4256	2270	65.22%	6526	4366	2160	66.90%
Asbestos (re-inspections)	257	180	77	70.04%	257	0	100.00%	257	257	0	100.00%	257	257	0	100.00%
Fire Risk Assessments	173	10	163	5.78%	20	153	11.56%	173	31	142	21.83%	173	83	90	47.98%
Lift inspections	13	13	0	100.00%	13	0	100.00%	13	13	0	100.00%	13	13	0	100.00%
Smoke & CO															
Damp & Mould															

Compliance Activity	Red	Amber	Green
Legionella	<95%	95.01-99.99%	100%
Gas	<99.8%	99.81-99.99%	100%
Electrical	<98%	98.01-99.99%	100%
Asbestos	<85%	85.01-99.99%	100%
FRA Actions	<97%	97.01%-99.99%	100%

## Appendix 1

	24.06.21				15.07.21				25.08.21				22.09.21				15.10.21			
	Baseline number	Compliant	Non Compliant	% Compliant	Baseline number	Compliant	Non Compliant	% Compliant	Baseline number	Compliant	Non Compliant	% Compliant	Baseline number	Compliant	Non Compliant	% Compliant	Baseline number	Compliant	Non Compliant	% Compliant
Legionella	444	444	0	100.00%	444	444	0	100.00%	444	444	0	100.00%	444	444	0	100.00%	444	444	0	100.00%
Gas	4663	4621	42	99.10%	4663	4602	61	98.69%	4663	4596	67	98.56%	4663	4624	39	99.16%	4663	4630	33	99.29%
Electrical	8526	4366	2160	66.90%	8526	3422	3104	52.44%	8245	2751	3494	44.05%	8245	3040	3205	48.68%	8245	3300	2945	52.84%
Asbestos (re-inspections)	257	257	0	100.00%	257	257	0	100.00%	257	257	0	100.00%	257	257	0	100.00%	257	257	0	100.00%
Fire Risk Assessments	173	96	77	55.49%	173	173	1	100.00%	148	148	0	100.00%	148	148	0	100.00%	148	148	0	100.00%
Lift inspections	13	13	0	100.00%	13	13	0	100.00%	13	13	0	100.00%	13	13	0	100.00%	13	13	0	100.00%
Smoke & CO																				
Damp & Mould																				

## Appendix 1

	21/01/2022				18/02/2022				31/03/2022				29/04/2022				31/05/2022			
	Baseline number	Compliant	Non Compliant	% Compliant	Baseline number	Compliant	Non Compliant	% Compliant	Baseline number	Compliant	Non Compliant	% Compliant	Baseline number	Compliant	Non Compliant	% Compliant	Baseline number	Compliant	Non Compliant	% Compliant
Legionella	444	444	0	100.00%	38	28	10	73.68%	46	28	18	60.87%	46	38	8	82.61%	33	31	2	93.94%
Gas	4663	4636	27	99.42%	4663	4635	28	99.40%	4645	4622	23	99.50%	4645	4645	0	100.00%	4644	4642	2	99.96%
Electrical	6245	4498	1747	72.03%	6245	5003	1242	80.11%	6216	5113	1103	82.26%	6216	5203	1013	83.70%	6087	5270	817	86.58%
Asbestos (re-inspections)	257	257	0	100.00%	222	193	29	86.94%	260	98	162	37.69%	259	180	79	69.50%	204	204	0	100.00%
Fire Risk Assessments	148	148	0	100.00%	148	148	0	100.00%	148	145	4	97.97%	148	148	0	100.00%	148	148	0	100.00%
Lift inspections	13	13	0	100.00%	13	13	0	100.00%	13	12	1	92.31%	13	13	0	100.00%	13	13	0	100%
Smoke & CO																				
Damp & Mould																				

## Appendix 1

	30/06/2022				31/07/2022				31/08/2022				30/09/2022				31/10/2022			
	Baseline number	Compliant	Non Compliant	% Compliant	Baseline number	Compliant	Non Compliant	% Compliant	Baseline number	Compliant	Non Compliant	% Compliant	Baseline number	Compliant	Non Compliant	% Compliant	Baseline number	Compliant	Non Compliant	% Compliant
Legionella	33	33	0	100.00%	33	33	0	100.00%	33	33	0	100.00%	33	33	0	100.00%	33	33	0	100.00%
Gas	4644	4633	11	99.76%	4644	4627	17	99.63%	4644	4628	16	99.66%	4639	4599	40	99.14%	4635	4595	40	99.14%
Electrical	6087	5300	787	87.07%	6083	5249	834	86.29%	6079	5269	810	86.68%	6074	5269	805	86.75%	6074	5354	720	88.15%
Asbestos (re-inspections)	204	204	0	100.00%	213	213	0	100.00%	213	213	0	100.00%	213	213	0	100.00%	213	213	0	100.00%
Fire Risk Assessments	148	148	0	100.00%	148	148	0	100.00%	148	148	0	100.00%	148	148	0	100.00%	148	148	0	100.00%
Lift inspections	13	13	0	100%	13	12	1	92%	13	13	0	100.00%	13	12	1	92.00%	13	13	0	100.00%
Smoke & CO													5898	5835	63	98.93%	5889	5850	39	99.34%
Damp & Mould																				



## Appendix 1

	30/11/2022				31/12/2022				31/01/2023				28/02/2023				31/03/2023			
	Baseline number	Compliant	Non Compliant	% Compliant	Baseline number	Compliant	Non Compliant	% Compliant	Baseline number	Compliant	Non Compliant	% Compliant	Baseline number	Compliant	Non Compliant	% Compliant	Baseline number	Compliant	Non Compliant	% Compliant
Legionella	33	33	0	100.00%	33	33	0	100.00%	33	19	14	69.00%	33	33	0	100.00%	33	33	0	100.00%
Gas	4635	4611	24	99.48%	4635	4602	33	99.29%	4635	4586	49	98.94%	4626	4590	36	99.22%	4626	4589	37	99.20%
Electrical	6072	5364	708	88.46%	6053	5300	753	87.56%	6051	5323	728	87.97%	6049	5304	745	87.68%	6049	5304	745	87.68%
Asbestos (re-inspections)	213	213	0	100.00%	213	213	0	100.00%	213	213	0	100.00%	259	259	0	100.00%	259	259	0	100.00%
Fire Risk Assessments	148	148	0	100.00%	146	146	0	100.00%	146	146	0	100.00%	146	146	0	100.00%	146	146	0	100.00%
Lift inspections	13	13	0	100.00%	13	13	0	100.00%	13	13	0	100.00%	13	13	0	100.00%	13	13	0	100.00%
Smoke & CO	5887	5853	34	99.42%	5868	5837	31	99.47%	5868	5846	22	99.63%	5868	5846	22	99.63%	5865	5845	20	99.66%
Damp & Mould	5887	5845	42	99.29%	5868	5842	26	99.56%	5868	5845	23	99.61%	5868	5853	15	99.74%	5865	5853	12	99.80%

Compliance Activity	Red	Amber	Green
Legionella	<95%	95.01-99.99%	100.00%
Gas	<99.00%	99.01%-99.99%	100.00%
Electrical	<85%	85.01-99.99%	100.00%
Asbestos	<85%	85.01-99.99%	100.00%
FRA Actions	<97%	97.01%-99.99%	100.00%
Smoke & CO	<97%	97.01%-99.99%	100.00%
Damp and mould	<97%	97.01%-99.99%	100.00%

RAG rating adjusted for January 2023 figures following feedback from RSH.

# Appendix 1

	30/04/2023				31/05/2023				30/06/2023				31/07/2023			
	Baseline number	Compliant	Non Compliant	% Compliant	Baseline number	Compliant	Non Compliant	% Compliant	Baseline number	Compliant	Non Compliant	% Compliant	Baseline number	Compliant	Non Compliant	% Compliant
Legionella	33	33	0	100.00%	33	33	0	100.00%	33	33	0	100.00%	33	33	0	100.00%
Gas	4625	4591	34	99.26%	4625	4594	31	99.33%	4625	4602	23	99.44%	4624	4584	40	99.13%
Electrical	6045	5360	685	88.67%	6044	5457	587	90.29%	6044	5488	556	90.80%	6043	5487	556	90.80%
Asbestos (re-inspections)	259	259	0	100.00%	259	259	0	100.00%	259	259	0	100.00%	259	259	0	100.00%
Fire Risk Assessments	146	146	0	100.00%	146	146	0	100.00%	146	146	0	100.00%	146	146	0	100.00%
Lift inspections	13	13	0	100.00%	13	13	0	100.00%	13	13	0	100.00%	13	13	0	100.00%
Smoke & CO	5860	5844	16	99.73%	5860	5846	14	99.76%	5860	5846	14	99.76%	5858	5858	0	100.00%
Damp & Mould	5860	5845	15	99.74%	5860	5845	15	99.74%	5860	5847	13	99.78%	5858	5845	13	99.78%